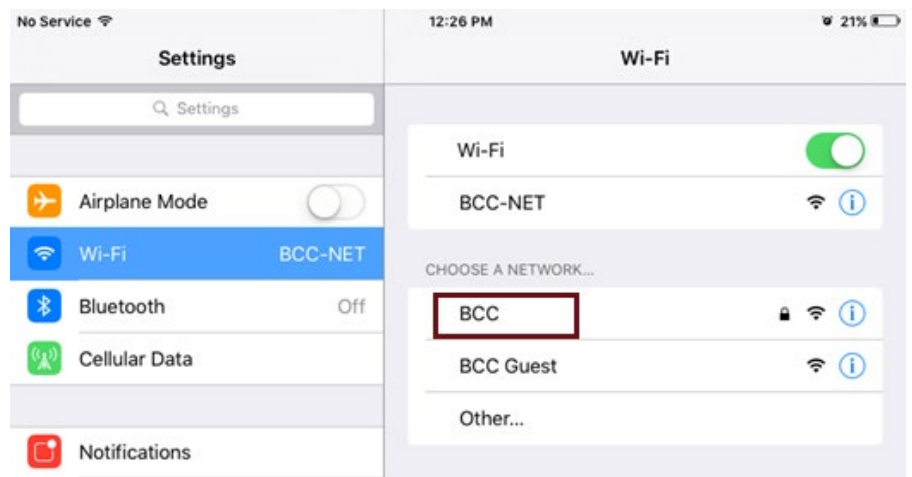


BCC Wireless Connectivity Instructions

iPhone / iPad - SSID Configuration

Open the Wi-Fi settings tab and **select** the new **BCC** network

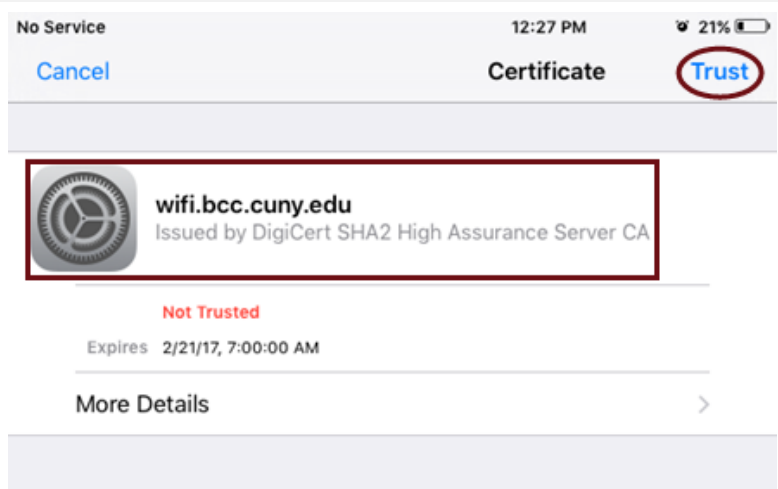


When prompted for credentials, **enter** your BCC Bronco credentials.



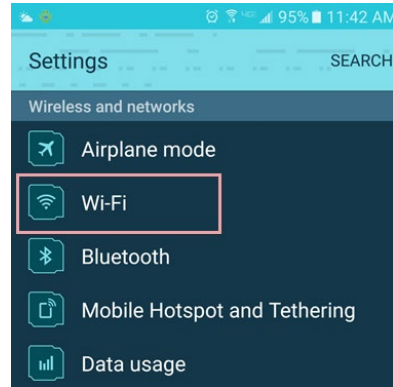
When prompted to trust the certificate, make sure it is the same as the one displayed on the right, and then **click** on **Trust**.

You can now connect to the BCC Secure SSID.

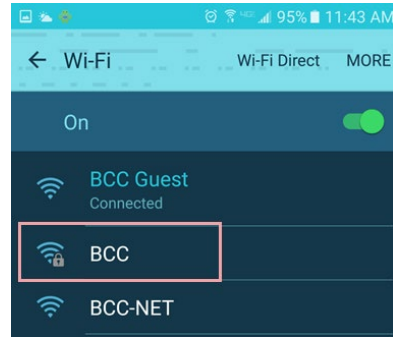


Android – SSID Configuration

Open Android Settings and select the **Wi-Fi** settings option



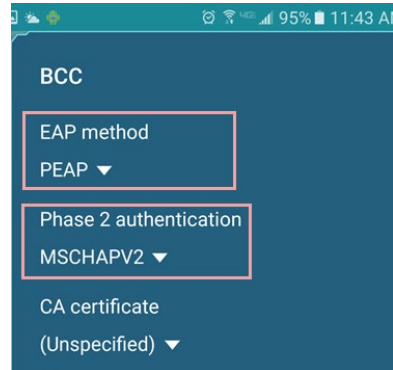
Select the new **BCC SSID** to configure the authentication settings.



Select the configuration settings:

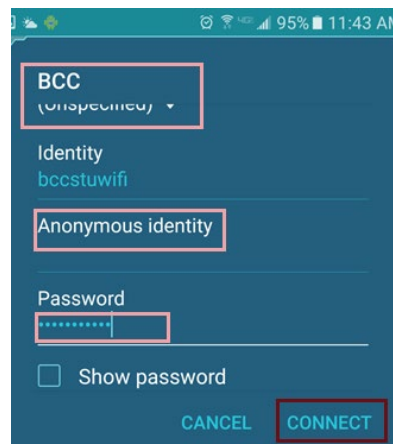
EAP method (PEAP)

Phase 2 authentication (MSCHAPV2)



Scroll down and input your **BCC Bronco username** and **password** into the identity and password fields. (Leave Anonymous Identity blank).

Click **CONNECT** when finished.

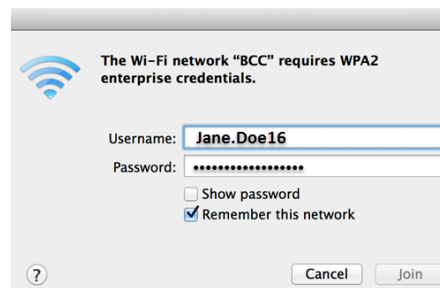


Mac OS – SSID Configuration

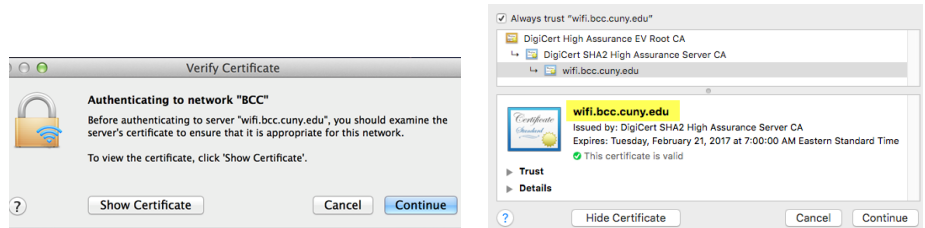
Click the **Wi-Fi icon** at the top of the screen and **select** the new **BCC SSID**.



When prompted, **enter** your **BCC Bronco username** and **password**.



When prompted to verify the certificate, make sure that the server name is "**wifi.bcc.cuny.edu**" and **click** on **Continue**.



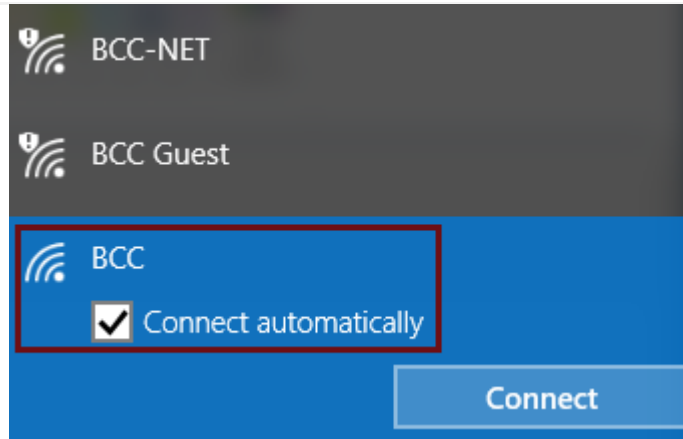
You will then be prompted to **enter** your **BCC Bronco username** and **password** to make the necessary changes for the Certificate Trust Settings.



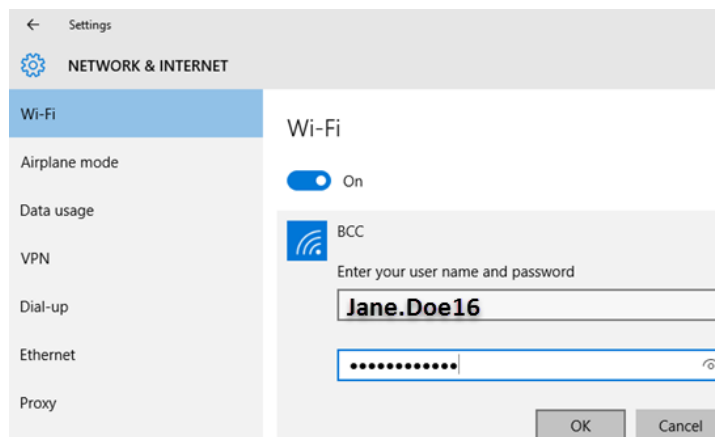
Once this has been completed, you can now connect to the BCC SSID.

Windows 10 – SSID Configuration

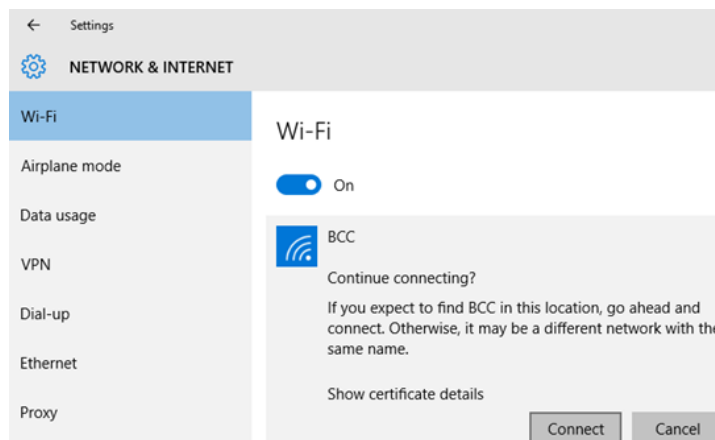
To connect, **select** the **wireless icon** in the system tray at the bottom right of the desktop. Select the **BCC SSID** and click **Connect**.



When prompted, **enter** your **BCC Bronco username** and **password**.



Verify that the server you are connecting to is **"wifi.bcc.cuny.edu"** by showing certificate details, and then click **Connect**.



You will now be connected to the BCC SSID



For additional assistance, please contact the Technology Service Center (*IT Service Desk*):

Location:	Roscoe Brown Student Center (BC) 308
Phone:	718.289.5970 (Students) 718.289.5969 (Faculty/Staff)
Email:	tsc@bcc.cuny.edu
Hours of Operation:	8am – 7pm (Monday – Friday)